



USB Type-C Multiport Adapter Docking Station



Model: AUH-4200

QuickGuide

English

www.adesso.com

LIMITED WARRANTY

Adesso® provides a one year limited warranty for all of its products against defects in materials and workmanship.

During this period, Adesso® will repair or replace any product which proves to be defective. However, Adesso® will not warrant any product which has been subject to improper handling, abuse, negligence, improper installation or unauthorized repair. The warranty will not cover products installed with components not approved by Adesso® and products where the sealed assembly trace has been broken.

If you discover a defect, Adesso® will, at its option, repair or replace the product free of charge, provided you return it during the warranty period with freight charges pre-paid to Adesso®. Before returning any product, you must obtain a Return Merchandise Authorization number (RMA). This RMA # must be clearly marked on the outside of the package you are returning for warranty service. Be certain to also include your name, shipping address (no PO Boxes), telephone number, and a copy of the invoice showing proof of purchase in the package.

SUPPORT

We have listed most of our FAQ's (Frequently Asked Questions) at: <http://www.adesso.com/faqs>. Please visit our FAQ Service & Support pages before you contact our E-mail or Telephone Support.

Email Support: If our FAQ's do not help you resolve your issues, please email support@adesso.com.

Telephone Support:
Toll Free: (800) 795-6788
9:00AM to 5:00PM PST Monday - Friday

INTRODUCTION

The Adesso USB Type C Multiport Adapter is lightweight, simple to use, just plug and play! There's no need for installation, or additional software required. It works seamlessly with any USB-C compatible laptop, smart phone, or portable device. All you need to do is plug the USB-C end into your USB-C device, and expand the limited USB-C connectivity of your laptop with one 4K HDMI Port, one USB-C Charging connect, and two USB 3.0 port.

SPECIFICATIONS

Connection:	1x USB-C Cable, 1x USB-C Charging Port, 1x HDMI Female, 2x USB 3.0 Ports
Current Output:	PD 5V-20V, Max 3A
HDMI Max Refresh Rate:	4K @ 60HZ
Dimension:	4.4" x 1.2" x 0.5" (113 x 30 x 13 mm)
Weight:	2 oz (56g)
Cable Length:	6 inch. (150mm)

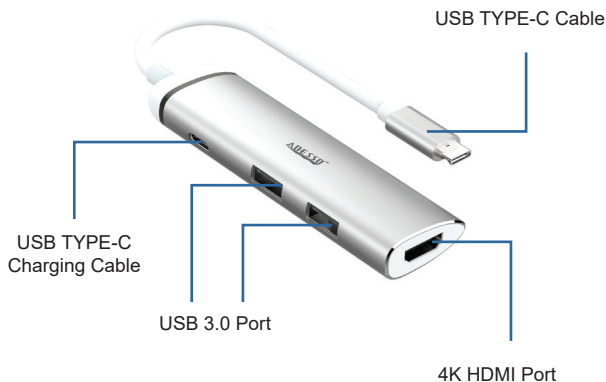
REQUIREMENTS

Operating System: Windows® 10 / 8 / 7, MacOS® 10.3 and above, Android, Chrome
Connectivity Interface: An Available USB-C port

CONTENTS

- 1x AUH-4200
- 1x Quick Start Guide

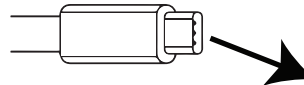
Overview



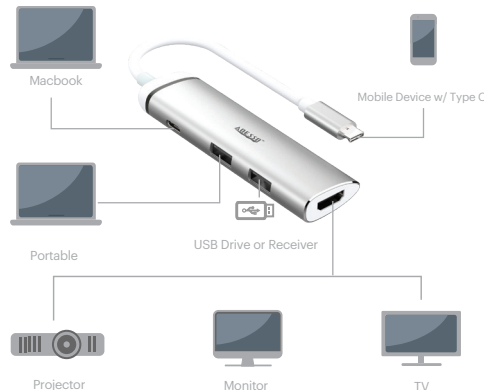
①

④

1. Insert the USB-C Cable into your device's Type C port.



2. Your operating system will automatically detect the device, and your device is now ready for use.



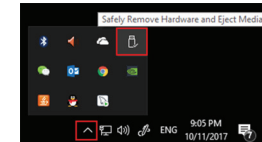
②

⑤

REMOVING USB DEVICES

It is very important to remove USB devices properly in order to prevent any accidental loss of data or hardware damage. Please follow below steps to safely remove usb devices from your computer.

1. You should only remove usb devices when it is not in use.
2. Go to your system tray and right click on the usb device symbol



3. Now click "Eject" and you should now receive a message instructing you that it's safe to remove the usb device.

4. For MacOS® users, right click on the usb device symbol and click "Eject"
Note:

1. The above instruction is base on Windows® 10 & MacOS® 10.12.6. Your screen might look differently depending on your operating system, but the on screen instructions will look similar.

2. If you find yourself needing more electrical power due to usage of high power usb devices, you can also obtain an AC power adapter to provide additional power.

③

⑥