



# USB-C™ TO HDMI Adapter 4K & Thunderbolt 3 Compatible

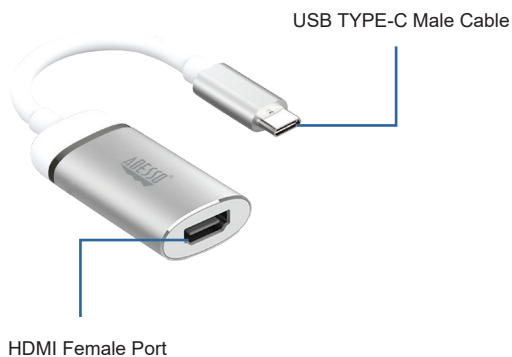


Model: AUH-4100

## QuickGuide English

www.adesso.com

### Overview



### LIMITED WARRANTY

Adesso® provides a one year limited warranty for all of its products against defects in materials and workmanship.

During this period, Adesso® will repair or replace any product which proves to be defective. However, Adesso® will not warrant any product which has been subject to improper handling, abuse, negligence, improper installation or unauthorized repair. The warranty will not cover products installed with components not approved by Adesso® and products where the sealed assembly trace has been broken.

If you discover a defect, Adesso® will, at its option, repair or replace the product free of charge, provided you return it during the warranty period with freight charges pre-paid to Adesso®. Before returning any product, you must obtain a Return Merchandise Authorization number (RMA). This RMA # must be clearly marked on the outside of the package you are returning for warranty service. Be certain to also include your name, shipping address (no PO Boxes), telephone number, and a copy of the invoice showing proof of purchase in the package.

### SUPPORT

We have listed most of our FAQ's (Frequently Asked Questions) at: <http://www.adesso.com/faqs>. Please visit our FAQ Service & Support pages before you contact our E-mail or Telephone Support.

**Email Support:** If our FAQ's do not help you resolve your issues, please email [support@adesso.com](mailto:support@adesso.com).

**Telephone Support:**  
Toll Free: (800) 795-6788  
9:00AM to 5:00PM PST Monday - Friday

### INTRODUCTION

The Adesso USB-C to HDMI Adapter is simple to use, just plug and play! It's 4K & thunderbolt 3 compatible. There's no need for installation, or additional software required. It works seamlessly with any USB-C compatible laptop, smart phone, or portable device. All you need to do is plug the USB-C end into your USB-C device, and the HDMI Female Adapter into your TV or projector's HDMI cable and you are ready to go.

### SPECIFICATIONS

|                        |  |
|------------------------|--|
| Host Interface:        | USB Type-C Male                            |
| Video Interface:       | HDMI Female                                |
| Current Output:        | PD 5V-20V, Max 3A                          |
| HDMI Max Refresh Rate: | 4K @ 60HZ                                  |
| Dimension:             | 1.77" x 1.65" x 1.13" ( 45 x 42 x 13.6 mm) |
| Weight:                | 1 oz (28g)                                 |
| Cable Length:          | 4.25 inch. (108mm)                         |

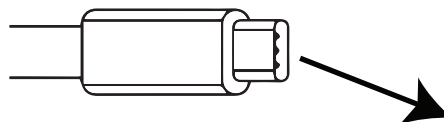
### REQUIREMENTS

Operating System: Windows® 10/ 8 / 7, MacOS® 10.3 and above, Android, Chrome  
Connectivity Interface: An Available USB-C port

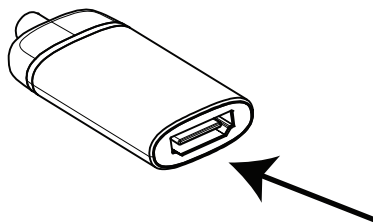
### CONTENTS

- 1x AUH-4100
- 1x Quick Start Guide

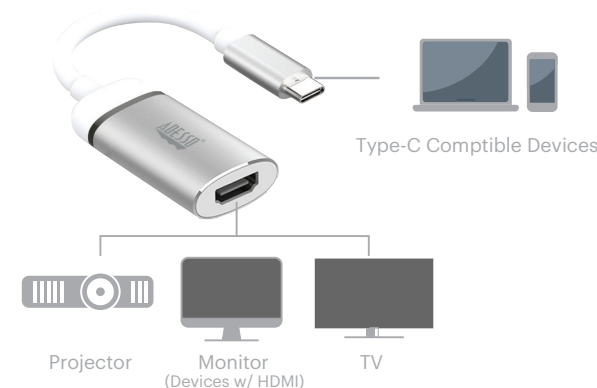
1. Insert the USB-C Cable into your device's Type C port.



2. Insert your HDMI Cable to the HDMI Female Port



3. Your operating system will automatically detect the device, and your device is now ready for use.



①

②

③

④

⑤

⑥