



10W Max Qi-Certified Wireless Charger



Model: AUH-1010

QuickGuide

English

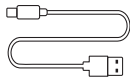
www.adesso.com

①

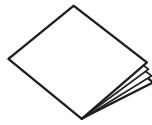
OVERVIEW



Qi Charger



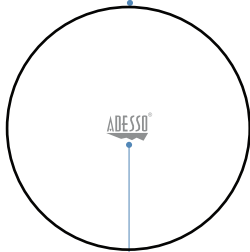
USB Cable



Quick Guide

DESCRIPTION

Cable Port



Charging Pad

④

LIMITED WARRANTY

Adesso® provides a one year limited warranty for all of its products against defects in materials and workmanship.

During this period, Adesso® will repair or replace any product which proves to be defective. However, Adesso® will not warrant any product which has been subject to improper handling, abuse, negligence, improper installation or unauthorized repair. The warranty will not cover products installed with components not approved by Adesso® and products where the sealed assembly trace has been broken.

If you discover a defect, Adesso® will, at its option, repair or replace the product free of charge, provided you return it during the warranty period with freight charges pre-paid to Adesso®. Before returning any product, you must obtain a Return Merchandise Authorization number (RMA). This RMA # must be clearly marked on the outside of the package you are returning for warranty service. Be certain to also include your name, shipping address (no PO Boxes), telephone number, and a copy of the invoice showing proof of purchase in the package.

SUPPORT

FAQ's <http://www.adesso.com/faqs>
Email Support: support@adesso.com

Telephone Support:
Toll Free: (800) 795-6788
9:00AM to 5:00PM PST Monday - Friday

OTHER LANGUAGE



INTRODUCTION

The Adesso Qi Charging Pad is the perfect charging companion for travelling business people and tourists alike. The design allows it stored in back packs , laptop cases, airplane seat pockets, and much more. It charges any Qi Enabled device by simply placing the device on the charger. The charger comes with a USB Type C to USB Type A cable, allowing users to plug into laptops, desktops, USB wall adapters, and USB Surge protectors.

SPECIFICATIONS

Input	AC Dapter DC 12V
Output	10W Max
Charge Distance	2 millimeters
Fast Charge Adapter Standard	QC 2.0 at 7.5W / QC 3.0 at 10W
Cable Length	4 ft (1.2 meters)
Cable Type	AC Adapter to Barrel plug
Compatibility	All Qi Capable Device
Dimensions	7.5" x 4" x 0.375" (189 x 99 x 11.3mm)
Weight	0.13 lb (59g)

REQUIREMENTS

Qi Charging Compatible Device
USB Port

CONTENTS

1x AUH-1010
1x Quick Start Guide

③

GETTING STARTED

1. Plug in the USB cable into the charging pad.

WARNING: Do not charge your phone if there is an extra metal plate attached, or if your phone case contains metal. If the charger becomes hot, move the phone or device off the charger.

2. Set your Qi Charging Compatible device on top to begin charging. Your device should show that it is charging, and the LED light on the charging pad will illuminate to indicate that it is working.

3. If your device does not begin charging be sure to check the connections between the charger and the wall socket.

GENERAL QUESTIONS/FAQ

What is this compatible with?

Any Qi Charging compatible device.

My charging pad isn't working. What do I do?

Check to make sure the cable is completely plugged in to the charging pad. Also check the wall socket to make sure it's not loose. If it doesn't work, try another socket.

What kind of cable is the charging cable?

It can charge through most material up to 3mm thickness. Cases that contain metal will interfere with charging and will not work with this charging pad.

Does this charging pad need to be plugged in to work?

Yes.

How fast will this charge my device?

That rate of charge will vary depending on your device.

⑤

⑥