



19-Key Mechanical Keypad with 3-Port USB Hub



Model: AKB-600HB

QuickGuide English

CONTENT



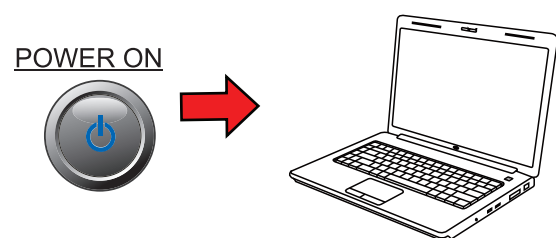
A
AKB-600HB



B
Quick Start Guide

INSTALLATION

1. Make sure your computer is turned off before you plug in your keypad.



④

LIMITED WARRANTY

Adesso® provides a one year limited warranty for all of its products against defects in materials and workmanship.

During this period, Adesso® will repair or replace any product which proves to be defective. However, Adesso® will not warrant any product which has been subject to improper handling, abuse, negligence, improper installation or unauthorized repair. The warranty will not cover products installed with components not approved by Adesso® and products where the sealed assembly trace has been broken.

If you discover a defect, Adesso® will, at its option, repair or replace the product free of charge, provided you return it during the warranty period with freight charges pre-paid to Adesso®. Before returning any product, you must obtain a Return Merchandise Authorization number (RMA). This RMA # must be clearly marked on the outside of the package you are returning for warranty service. Be certain to also include your name, shipping address (no PO Boxes), telephone number, and a copy of the invoice showing proof of purchase in the package.

SUPPORT

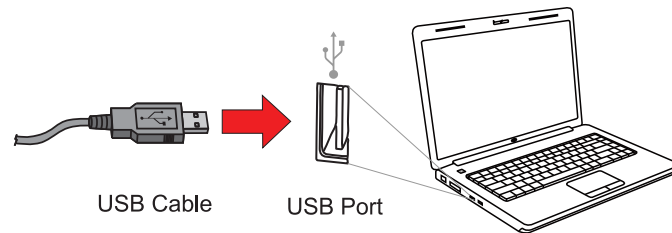
We have listed most of our FAQ's (Frequently Asked Questions) at: <http://www.adesso.com/faqs.asp>. Please visit our FAQ Service & Support pages before you contact our E-mail or Telephone Support.

Email Support: If our FAQ's do not help you resolve your issues, please email support@adesso.com

Telephone Support:
Toll Free: (800) 795-6788
9:00AM to 5:00PM PST Monday - Friday

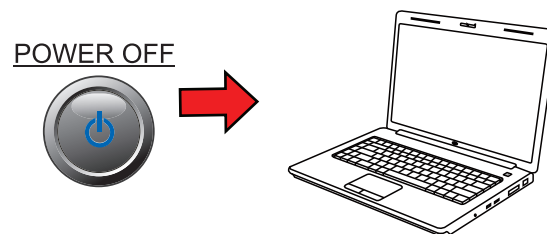
①

2. Plug the USB cable of your keypad into the USB port of your computer.



②

3. Turn On your computer and your operating system will detect the device automatically. This device is plug and play, and no driver is required.



⑤

INTRODUCTION

The Adesso® AKB-600HB is no ordinary keypad. It's got the best of both worlds in terms of convenience and utility. The built in 3 port usb hub provides you with easy access for your input devices like flash drives or mice. It is the perfect edition for your laptops because the combination of the keypad and the laptop keyboard accomplishes the need of a full size keyboard. The mechanical key switch design further improves the keypad's durability and reliability because the keys will last up to 50 million keystrokes. Along with its portability, the Adesso® AKB-600HB is one of the best keypads for years to come.

SPECIFICATION

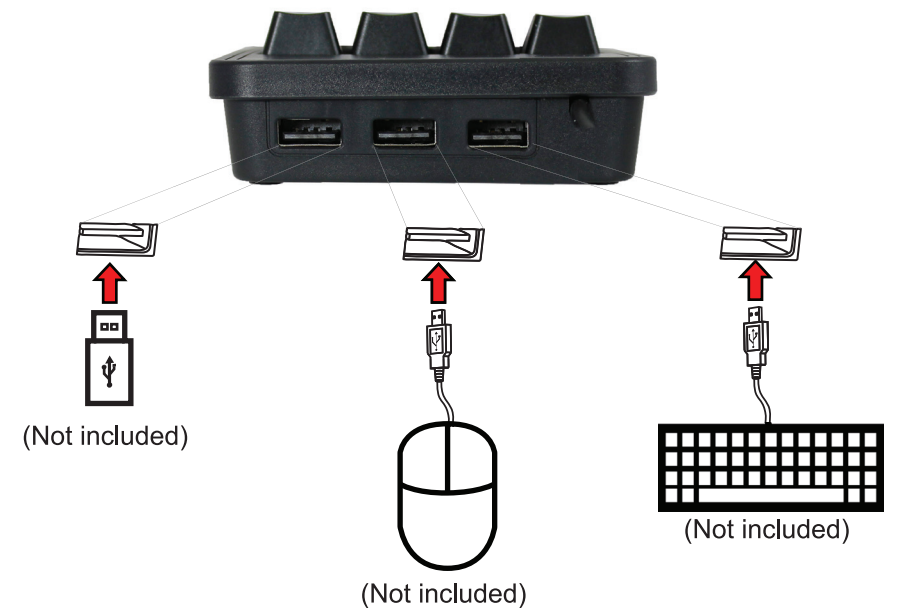
Keypad Layout:	19 Keys
Life Cycle:	50 million keystrokes
Connection:	USB
Switch Travel Distance:	4 mm
Switch:	Kailh Blue
Dimensions:	138 x 92 x 34 mm
Weight:	350g (TBD)
Cable length:	6 feet (1.8m)

REQUIREMENTS

Operating System:	Windows® 7 & above
Connectivity:	USB

③

4. Plug your USB devices (up to three) into your 3 port usb hub as indicated.



Note:

*It is recommended that when using the 3-port usb hub, each usb device does not exceed 100mA in electrical current. The built-in usb port is not meant for high power usb devices. Example of low power usb devices are flash drives, mice, and keyboards.

⑥