



## Antimicrobial Waterproof Keyboard



Model: AKB-212/222/232 series

# QuickGuide

www.adesso.com English

①

## INTRODUCTION

Designed for industrial, outdoor, or mobile settings, this is a hyper-flexible keyboard that is easily packed away, cleaned with soap and water, and accessible whenever you need it. The keyboard is made with antimicrobial material that protects against germ buildups between washings. The keyboard has a USB interface that easily connects without having to install specific drivers. Aside from these practical features, the keyboard is made for smooth and quiet performance.

## FEATURES

- Waterproof & Washable
- Antimicrobial Silicon Based Material Against Germ
- Light, Foldable and Portable
- Quiet in Typing
- LED lights for Caps Lock, Num Lock & Scroll Lock
- Plug-n-Play & No Driver Required
- Great for Industrial & Medical Environments

## REQUIREMENTS

- Operating system: Windows® 7 and above
- Available USB

③

## LIMITED WARRANTY

ADESSO provides one year limited warranty for the quality of all its products in materials and workmanship.

During this period, ADESSO will repair or replace all merchandise, which proved to be defective. However, ADESSO will not warranty any product which has been subjected to improper freight Handling, shipping abuse, neglect or unauthorized repair or installation. The warranty also will not cover products installed with Non-ADESSO components and product with broken sealed and assembly trace. After replacement of RMA, ADESSO reserves the right to request the total cost of the replacement products with broken seals or assembly trace.

If you discover a defect, Adesso will, at its option, repair or replace the product at no charge to you, provided you return it during the warranty period with transportation charges pre-paid to Adesso. You must contact Adesso at support@adesso.com for a Return Merchandise Authorization number (RMA) prior to returning any product. For each product returned for warranty service, please include your name, shipping address (no P.O. Box), telephone number, copy of the bill of sale as proof of purchase and have the package clearly marked with your RMA number.

## SUPPORT

We have listed most of our FAQ's (Frequently Asked Questions) at: <http://www.adesso.com/faqs.asp>. Please visit our FAQ Service & Support pages before you contact our E-mail or Telephone Support.

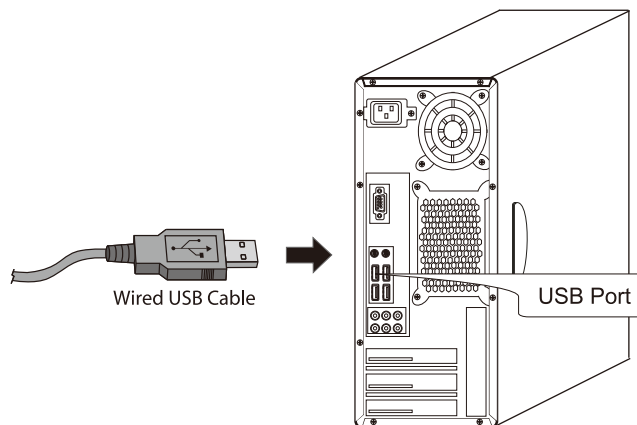
**Email Support:** If our FAQ's do not help you resolve your issues, please email [support@adesso.com](mailto:support@adesso.com)

**Telephone Support:**  
Toll Free: (800) 795-6788  
9:00AM to 5:00PM PST Monday - Friday

②

## INSTALLATION

1. Turn on your computer and plug in the USB cable to the USB port.




2. Operating system will detect the device automatically. This device is plug and play, no driver required.

## HOTKEYS


Multimedia Hotkeys		
Hotkey	Key Combination	Description
	Fn + F1	Launches default media player
	Fn + F2	Decreases computer main volume
	Fn + F3	Increases computer main volume
	Fn + F4	Mutes computer main volume
	Fn + F5	Takes you to previous track in multimedia software
	Fn + F6	Takes you to next track in multimedia software
	Fn + F7	Plays or pauses track in multimedia software
	Fn + F8	Stops track from playing in multimedia software
Internet Hotkeys		
Hotkey	Key Combination	Description
	Fn + F9	Launches default Internet browser with homepage
	Fn + F10	Launches default email application

⑤


⑥



AKB-212



AKB-222



AKB-232

④