



# iMouse A30

2.4Ghz Wireless Mouse with AI CoPilot Shortcut Button



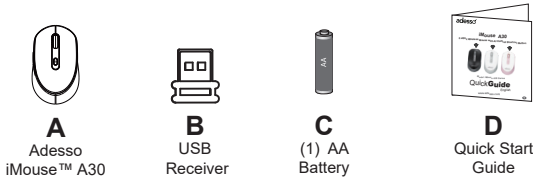
Model: iMouse A30 Series

## QuickGuide

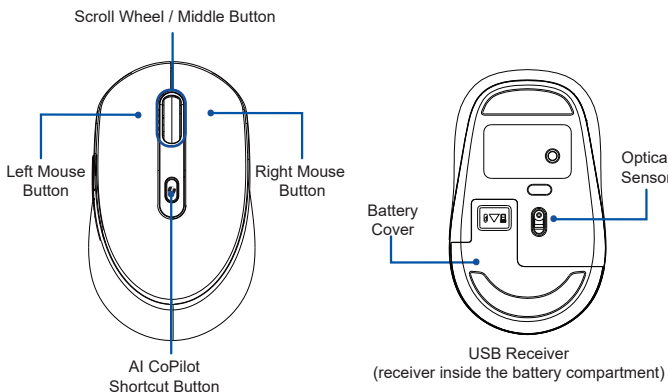
English

www.adesso.com

### CONTENT



### DESCRIPTION



### LIMITED WARRANTY

Adesso® provides a one year limited warranty for all of its products against defects in materials and workmanship.

During this period, Adesso® will repair or replace any product which proves to be defective. However, Adesso® will not warrant any product which has been subject to improper handling, abuse, negligence, improper installation or unauthorized repair. The warranty will not cover products installed with components not approved by Adesso® and products where the sealed assembly trace has been broken.

If you discover a defect, Adesso® will, at its option, repair or replace the product free of charge, provided you return it during the warranty period with freight charges pre-paid to Adesso®. Before returning any product, you must obtain a Return Merchandise Authorization number (RMA). This RMA # must be clearly marked on the outside of the package you are returning for warranty service. Be certain to also include your name, shipping address (no PO Boxes), telephone number, and a copy of the invoice showing proof of purchase in the package.

### SUPPORT

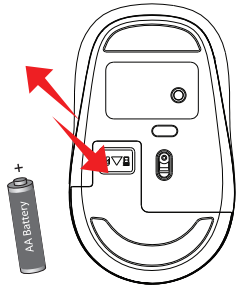
FAQ: <http://www.adesso.com/faqs>.

Email Support: [support@adesso.com](mailto:support@adesso.com)

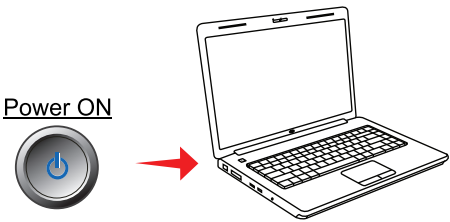
Telephone Support:  
Toll Free: (800) 795-6788  
9:00AM to 5:00PM PST Monday - Friday

### HARDWARE INSTALLATION

1. Remove the battery cover and insert (1) AA batteries into the mouse and the mouse will power on automatically.



2. Turn ON your computer and let your computer load completely.



### INTRODUCTION

Introducing the Adesso iMouse A30, the wireless USB-A mouse designed to elevate your productivity with intuitive AI integration. Featuring a sleek design, the iMouse A30 boasts a convenient AI CoPilot shortcut button, putting advanced functionality at your fingertips. With a single press, access AI-powered shortcuts for seamless navigation, task management, and more.

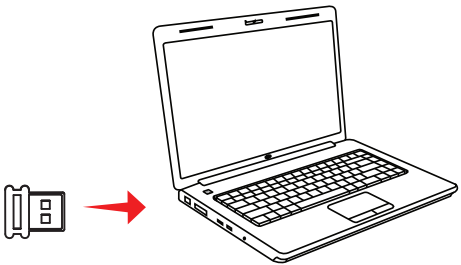
### SPECIFICATIONS

- Connection: 2.4 GHz RF Wireless
- Wireless Range: Up to 30 feet (10 meters)
- Battery: 1 x AA
- Switch Lifecycle: 3 Million Cycles
- Hand Orientation: Universal ( Right & Left)
- Button: Left/Right Click, Scroll Wheel/Middle Button, CoPilot Button
- Resolution: 1200DPI
- Dimension: 4.17" x 2.52" x 1.38" (106 x 64 x 35 mm)
- Weight: 2 oz (57g)

### REQUIREMENTS

- Operating System: Windows® 7 & above Mac® OS 10.3 and above
- Connection: An Available USB port

3. Insert the USB receiver into your computer's USB port. Your operating system will automatically detect your iMouse A30.



4. To launch CoPilot, press the CoPilot shortcut button and the native Microsoft CoPilot window will launch and assist with a variety of tasks, such as generating text, providing summaries, managing emails, creating code snippets, or even setting reminders.

**Note:**  
Windows CoPilot only works with Windows 11 version 23H2 and later.