



iMouse™ E10

2.4 GHz RF Wireless Vertical Ergonomic Mouse



Model: iMouse E10

QuickGuide English

www.adesso.com

①

CONTENT




Adesso iMouse™ E10



USB Wireless Receiver

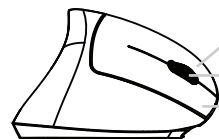


AAA Batteries

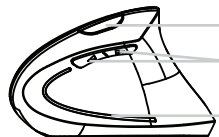


Quick Start Guide

DESCRIPTION



- Left Mouse Click
- Scroll Wheel and Middle Button
- Right Mouse Click



- DPI Switch
- Back/ Forward Button
- LED indicator will emit **RED** when the battery is low

④

LIMITED WARRANTY

ADESSO provides one year limited warranty for the quality of all its products in materials and workmanship.

During this period, ADESSO will repair or replace all merchandise, which proved to be defective. However, ADESSO will not warranty any product which has been subjected to improper freight handling, shipping abuse, neglect or unauthorized repair or installation. The warranty also will not cover products installed with Non-ADESSO components and product with broken sealed and assembly trace. After replacement of RMA, ADESSO reserves the right to request the total cost of the replacement products with broken seals or assembly trace.

If you discover a defect, Adesso will, at its option, repair or replace the product at no charge to you, provided you return it during the warranty period with transportation charges pre-paid to Adesso. You must contact Adesso at support@adesso.com for a Return Merchandise Authorization number (RMA) prior to returning any product. For each product returned for warranty service, please include your name, shipping address (no P.O. Box), telephone number, copy of the bill of sale as proof of purchase and have the package clearly marked with your RMA number.

SUPPORT

We have listed most of our FAQ's (Frequently Asked Questions) at: <http://www.adesso.com/faqs.asp>. Please visit our FAQ Service & Support pages before you contact our E-mail or Telephone Support.


Email Support: If our FAQ's do not help you resolve your issues, please email support@adesso.com

Telephone Support:
Toll Free: (800) 795-6788
9:00AM to 5:00PM PST Monday - Friday

②

INSTALLATION

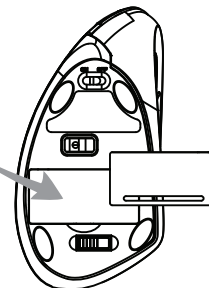
1. Turn on your computer.



Power ON



2. Insert the batteries.



⑤

INTRODUCTION

The special ergonomic vertical design with a soft rubber grip offers a unique and comfortable user experience. Three convenient buttons on the side allow intuitive control for faster back and forward browsing navigation. Plus there are three levels of DPI (1000/1500/2000) available. Now with 2.4 GHz Radio Frequency technology, iMouse E10 provides freedom of a smooth connection without tangled cables for up to a 30-foot range.

An On/Off switch helps to conserve battery power, and an indicator light lets you know when it is time to replace your batteries. iMouse E10 comes with a mini USB receiver that connects automatically without any hassle.

FEATURES

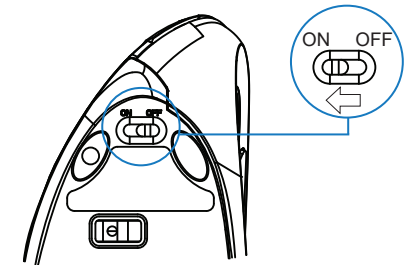
- 2.4 GHz Radio Frequency Wireless Technology
- Vertical Ergonomic Design with Optical Sensor
- Adjustable Resolution between 1000/1500/2000 DPI
- Six buttons (Left/ Right Mouse Click, Back/ Forward Button, DPI Switch, Scroll Wheel & Middle Button)
- Dimensions: 3.0" x 4.7" x 2.5" (75 x 120 x 63 mm)
- Weight: 0.3 lb. (113 g)

REQUIREMENTS

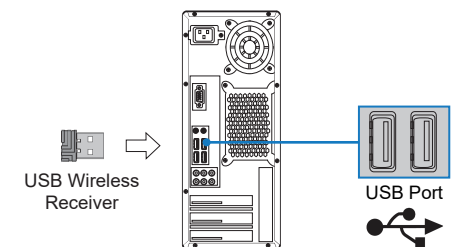
- Operating system: Windows® 8 / 7 / Vista / XP / 2000
- Available USB port

③

3. Switch to On. LED indicator will blink **RED** shortly while connecting.



4. Insert the wireless receiver into your computer USB port. Your operating system will automatically detect and connect the device.



⑥