



## Browser Cat™ 2 Button Touchpad



Model: ATP-400

# QuickGuide

English

### LIMITED WARRANTY

Adesso provides a one year limited warranty for all of its products against defects in material and workmanship.

During this period, Adesso will repair or replace any product which proves to be defective. However, Adesso will not warrant any product which has been subject to improper freight handling, shipping abuse, neglect, improper installation or unauthorized repair. The warranty will not cover products installed with components not approved by Adesso and products where the sealed assembly trace has been broken.

If you discover a defect, Adesso will, at its option, repair or replace the product at no charge to you provided you return it during the warranty period with freight charges pre-paid to Adesso. Before returning any product, you must obtain a Return Merchandise Authorization number (RMA). This RMA # must be clearly marked on the outside of the package you are returning for warranty service. Be certain to also include your name, shipping address (no PO Boxes), telephone number, and a copy of the invoice showing proof of purchase in the package.

### SUPPORT

We have listed most of our FAQ's (Frequently Asked Questions) at <http://www.adesso.com/faqs.asp>. Please visit our FAQ Service & Support page or contact our E-mail or Telephone Support.

**Email Support:** If our FAQ's do not help you resolve your issues, contact [support@adesso.com](mailto:support@adesso.com)

**Telephone Support:**  
Toll Free: (800) 795-6788  
9:00AM to 5:00PM PST Monday - Friday

### INTRODUCTION

Why push a mouse when you can just point? The Adesso Easycat™ Touchpad makes it easier than ever to control your computer with the touch of a finger. To operate, simply glide your finger over the smooth touchpad surface and gently tap on the pad or click the buttons to perform cursor movement functions. Touchpad is small and portable, making it easy to take this great tool with you anywhere


### SPECIFICATIONS

- Connectivity: PS/2 or USB (based on model)
- Device Area: 5.0" x 3.4" x 0.65"
- Touchpad Area: 2.38" x 1.75"
- Cable Length: 6 ft.

### REQUIREMENTS


- Operating System: Windows7/Windows Vista/WindowsXP/Windows2000
- Connectivity Interface: PS/2 or USB port (based on model)

### CONTENTS



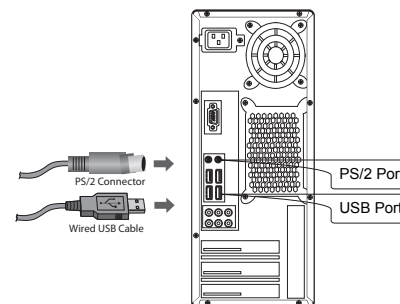
### HARDWARE INSTALLATION

1. Make sure that your computer's power is OFF before installing Easycat touchpad.



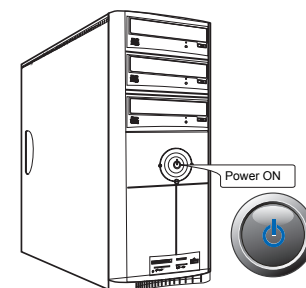
①

2. Plug PS/2 or USB cable (based on model) to the PS/2 or USB port of your computer.



②

3. Turn your computer power On and your operating system will detect the device and driver automatically.



⑤

### DESCRIPTION



③

⑥