



AKB-150SB-TAA

Ergonomic Smart Card Reader Keyboard



Model: AKB-150SB

QuickGuide

English

www.adesso.com

CONTENT



AKB-150SB



Quickstart Guide

DESCRIPTION



LIMITED WARRANTY

Adesso provides a one year limited warranty for all of its products against defects in material and workmanship.

During this period, Adesso will repair or replace any product which proves to be defective. However, Adesso will not warranty any product which has been subject to improper freight handling, shipping abuse, neglect, improper installation or unauthorized repair. The warranty will not cover products installed with components not approved by Adesso and products where the sealed assembly trace has been broken.

If you discover a defect, Adesso will, at its option, repair or replace the product at no charge to you provided you return it during the warranty period with freight charges pre-paid to Adesso. Before returning any product, you must obtain a Return Merchandise Authorization number (RMA). This RMA # must be clearly marked on the outside of the package you are returning for warranty service. Be certain to also include your name, shipping address (no PO Boxes), telephone number, and a copy of the invoice showing proof of purchase in the package.

SUPPORT

We have listed most of our FAQ's (Frequently Asked Questions) at: <http://www.adesso.com/-faqs.asp>. Please visit our FAQ Service & Support pages before you contact our E-mail or Telephone Support.

Email Support: If our FAQ's do not help you resolve your issues, please email support@adesso.com

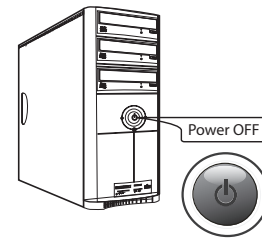
Telephone Support:
Toll Free: (800) 795-6788
9:00AM to 5:00PM PST Monday - Friday

①

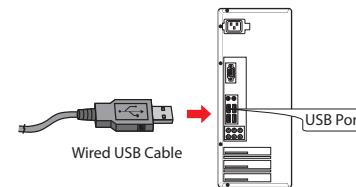
②

INSTALLATION

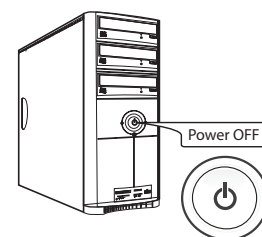
1. Make sure that your computer is turned OFF before installing this keyboard.



2. Plug in the USB cable into your computer.



3. Turn ON your computer; operating system will detect the device automatically. No driver required.



NOTE

The Smart Card Reader LED functions as follows

- LED Light OFF- No Smart Card Inserted
- LED Light Flashing GREEN- Smart Card information is being read
- LED GREEN - Smart Card is inserted and has been successfully recognized

④

⑤

INTRODUCTION

Adesso AKB-150SB Ergonomic Smartcard Reader Keyboard features a 105-key keyboard layout with a built-in Smart Card Reader (SCR) for identification systems, secure web applications, and secure login. This is the perfect Point of Sale keyboard with security and multi-functional abilities. This full-sized keyboard is perfect for any desktop, kiosk, office, or warehouse, while the built-in multi-functional hotkeys allow quick access to your multimedia controls and Internet browser commands. The membrane key switches provide long lasting and durable action, smooth to the typists touch, and do not attract as much dust and grime as other keyboard switches. With all these amazing features, Adesso AKB-150SB Ergonomic Smartcard Reader Keyboard is the ultimate all-purpose full-sized keyboard for business, security, and retail.

SPECIFICATION

Key Layout:	105- Key US Layout
Key Type:	Membrane
Connection:	USB
LED Indicators:	Smart Card, Num Lock, Caps Lock & Scroll Lock
Internet Hotkeys:	6 (Home, Back, Forward, Refresh, Search, Favorites)
Multimedia Hotkeys:	7 (Play/Pause, Previous Track, Next Track, Volume Up, Volume Down, Mute)
Dimensions:	20.5" x 9.3" x 1.5" (521 x 236 x 41 mm)
Weight:	

REQUIREMENT

Operating System:	Windows® 10 / 8 / 7
Connectivity Interface:	USB Port

③

SMART CARD READER COMPLIANCE

- EMV 4.0 Level 1
- PBOC2.0 Level 1
- USB-IF certified, supports USB 2.0 full speed
- Based on ISO7816 implementation
- Supports PC Smart Card (PC/SC 2.0) industry standard
- Supports Microsoft Smart Card for Windows
- Meet Microsoft WHQL USB Smart Card Reader requirement
- Meet US Federal Information Processing Standards (FIPS) Publication 201. Requirements on smart card reader interoperability
- Supports T0, T1 Protocol
- Supports ISO7816 Class A, B, and C (5V/3V/1.8V) Card
- Support EEPROM for USB descriptors customization (PID/VID/iManufacturer/iProduct/Serial Number), Direct Web Page Link, and accessing memory card module

HOTKEY DEFINITION

Key	Action	Description
Home	Home	Accesses Homepage
Email	Email	Launches default email application
Back	Back	Back to the previously viewed webpage
Forward	Forward	Go to the next viewed webpage
Search	Search	Launches Search Bar
Key	Action	Description
Music	Music	Launches default media player application
Play/Pause	Play/Pause	Play or pauses track in multimedia software
Stop	Stop	Stops track from playing in multimedia software
Previous Track	Previous Track	Takes you to previous track in multimedia software
Next Track	Next Track	Takes you to next track in multimedia software
Volume Down	Volume Down	Decreases computer main volume
Volume Up	Volume Up	Increases computer main volume
Mute	Mute	Mutes computer main volume

⑥